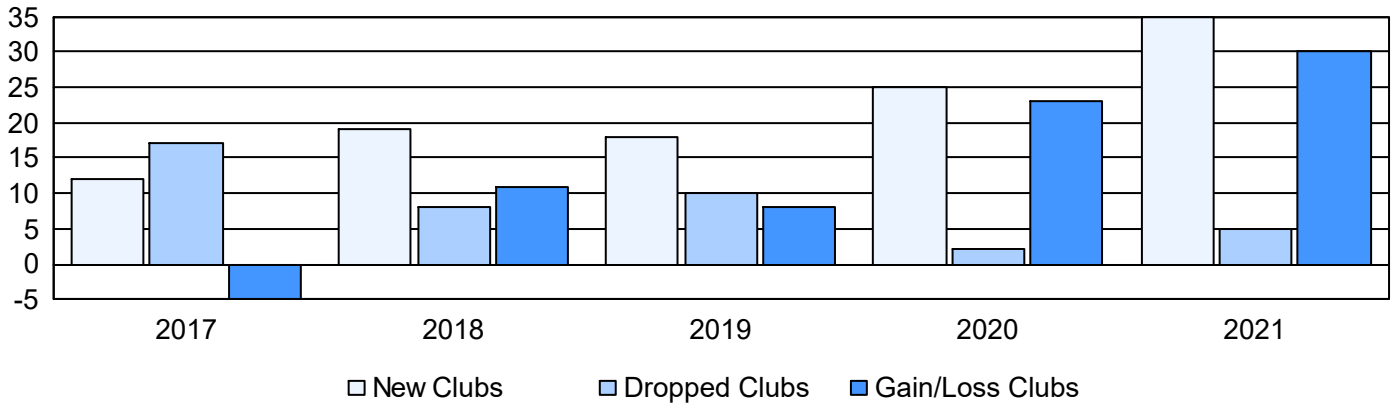
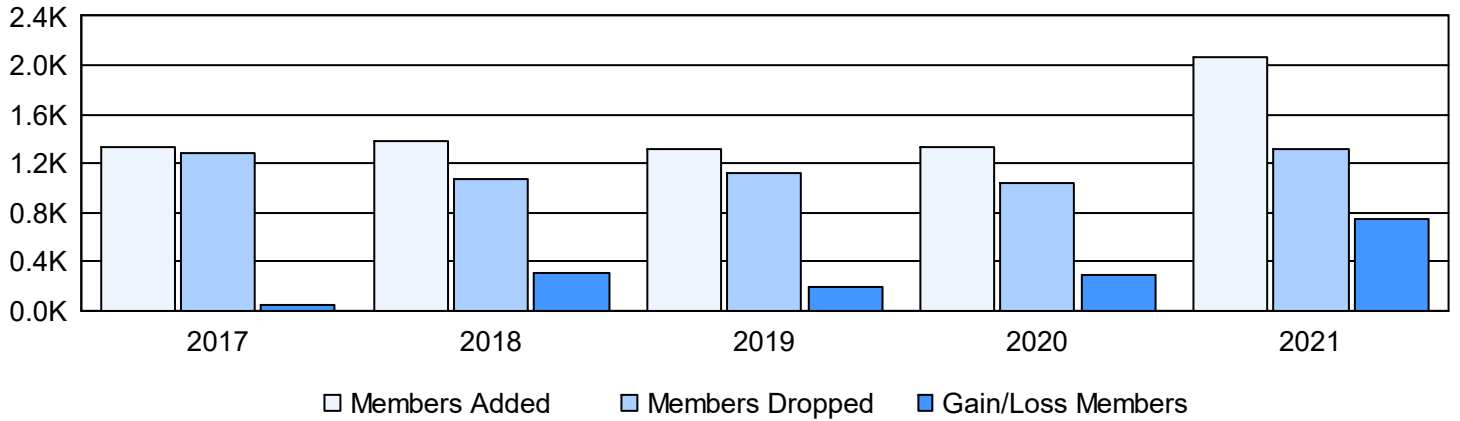


| Year           | New Clubs | Dropped Clubs | Gain/Loss Clubs | New Members | Charter Members | Reinstate Members | Transfer Members | Total Member Added | Total Members Dropped | Gain/Loss Members |
|----------------|-----------|---------------|-----------------|-------------|-----------------|-------------------|------------------|--------------------|-----------------------|-------------------|
| 2016-2017      | 12        | 17            | -5              | 785         | 387             | 144               | 12               | 1,328              | 1,283                 | 45                |
| 2017-2018      | 19        | 8             | 11              | 730         | 581             | 55                | 17               | 1,383              | 1,076                 | 307               |
| 2018-2019      | 18        | 10            | 8               | 673         | 523             | 110               | 11               | 1,317              | 1,123                 | 194               |
| 2019-2020      | 25        | 2             | 23              | 524         | 702             | 77                | 22               | 1,325              | 1,036                 | 289               |
| 2020-2021      | 35        | 5             | 30              | 936         | 1,016           | 111               | 4                | 2,067              | 1,318                 | 749               |
| <b>Average</b> | <b>22</b> | <b>8</b>      | <b>13</b>       | <b>730</b>  | <b>642</b>      | <b>99</b>         | <b>13</b>        | <b>1,484</b>       | <b>1,167</b>          | <b>317</b>        |

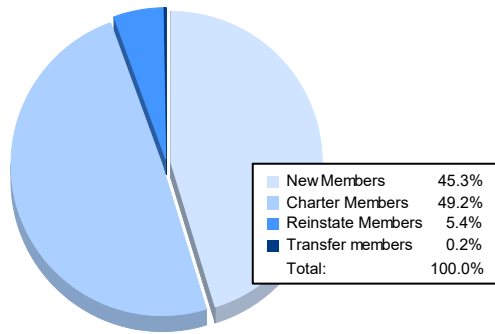
### Clubs



### Members



### Membership Composition June 2021 Cumulative



### Gender Composition June 2021 Cumulative

